





myMTEMC

How to Get Started

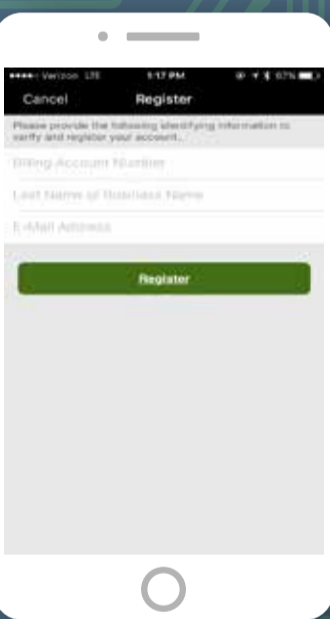
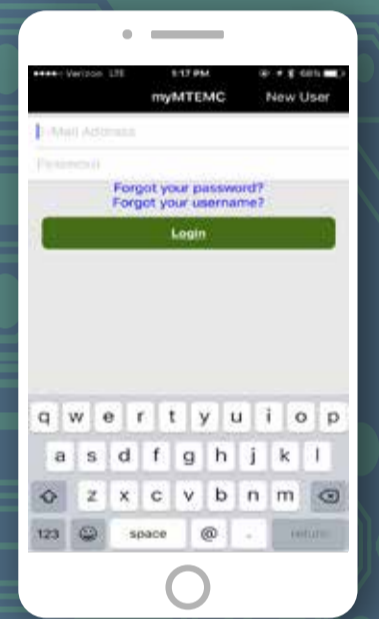
1

Download myMTEMC for your mobile device.



2

Register your account by going to “New User” in the top right hand corner.



3

Input your new account number, name, and email address then press “Register”

4

Once completed, you'll see the home screen and can begin using myMTEMC.



By setting up your mobile device, you'll also be registered on the myMTEMC Web Portal.